

Type EW-PA / EWX-PA (high corrugation)

RoHS
compliant



-40 to 140 °C
transient 160 °C



Mod. polyamide 6



HB



EW-PA: > 700 N/100 mm
EWX-PA: > 1.300 N/100 mm




Suitable fittings:
m-top, -tec, -fix, -jumbo, KFW, AT


Most universal UR and CSA-listed cable protection conduit for medium to high mechanical stresses.

Applications:

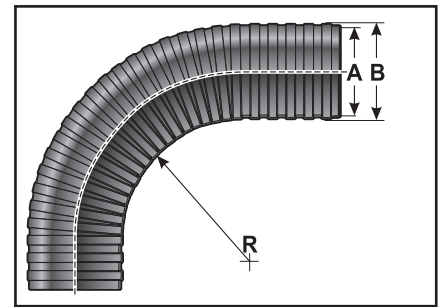
- Plant engineering
- Mechanical engineering
- Vehicle engineering



EW-PA



EWX-PA



Type	Order no.	Colour	A Ø mm	B Ø mm	R mm static	R mm dyn.	Weight kg/100 m	Pack m
EW-PA-06	83161050	black	6.6	10.0	21.0	-	2.2	50
EW-PA-M10/P7	83161052	black	8.5	11.4	24.0	-	2.5	50
EW-PA-M12/P9	83161054	black	9.8	13.0	26.0	-	2.6	50
EW-PA-M16/P11	83161056	black	12.3	15.8	38.0	-	3.4	50
EW-PA-M20/P16	83161060	black	15.8	21.0	55.0	-	5.4	50
EW-PA-M20/P16S*	83162062	black	16.6	21.0	50.0	-	6.3	50
EW-PA-M25/P21	83161064	black	22.4	28.5	64.0	-	9.0	50
EW-PA-M25/P21S*	83162064	black	23.0	28.5	59.0	-	9.0	50
EW-PA-M32/P29	83161072	black	28.0	34.5	72.0	-	12.5	25
EW-PA-M32/P29S*	83162072	black	28.9	34.5	67.0	-	13.5	25
EW-PA-M40/P36 **	83161076	black	35.5	42.5	81.0	-	14.8	25
EW-PA-M40/P36S*	83162076	black	36.0	42.5	76.0	-	15.0	25
EW-PA-M50/P48	83161078	black	46.5	54.5	97.0	-	20.0	25
EW-PA-M50/P48S*	83162080	black	47.5	54.5	92.0	-	21.8	25
EW-PA-70 Jumbo	83161082	black	67.5	80.0	160.0	-	46.0	25
EW-PA-95 Jumbo	83161086	black	91.5	106.0	200.0	-	83.0	10
EW-PA-06	83161010	grey	6.6	10.0	21.0	-	2.2	50
EW-PA-M10/P7	83161012	grey	8.5	11.4	24.0	-	2.5	50
EW-PA-M12/P9	83161014	grey	9.8	13.0	26.0	-	2.6	50
EW-PA-M16/P11	83161016	grey	12.3	15.8	38.0	-	3.4	50
EW-PA-M20/P16	83161018	grey	15.8	21.0	55.0	-	5.4	50
EW-PA-M20/P16S*	83162020	grey	16.6	21.0	50.0	-	6.3	50
EW-PA-M25/P21	83161022	grey	22.4	28.5	64.0	-	9.0	50
EW-PA-M25/P21S*	83162022	grey	23.0	28.5	59.0	-	9.0	50
EW-PA-M32/P29	83161026	grey	28.0	34.5	72.0	-	12.5	25
EW-PA-M32/P29S*	83162026	grey	28.9	34.5	67.0	-	13.5	25
EW-PA-M40/P36 **	83161028	grey	35.5	42.5	81.0	-	14.8	25





Cable protection conduit

Murrflex closed



Type EW-PA / EWX-PA (high corrugation)



Type	Order no.	Colour	A Ø mm	B Ø mm	R mm static	R mm dyn.	Weight kg/100 m	Pack m
EW-PA-M40/P36S*	83162030	grey	36.0	42.5	76.0	-	15.0	25
EW-PA-M50/P48	83161030	grey	46.5	54.5	97.0	-	20.0	25
EW-PA-M50/P48S*	83162034	grey	47.5	54.5	92.0	-	21.8	25
EW-PA-70 Jumbo	83161032	grey	67.5	80.0	160.0	-	46.0	25
EW-PA-95 Jumbo	83161034	grey	91.5	106.0	200.0	-	83.0	10
with high corrugation								
EWX-PA M25/P21	83162858	black	19.8	28.1	49.0	-	9.0	50
EWX-PA M32/P29	83162860	black	24.1	34.5	57.0	-	14.5	25
EWX-PA M40/P36	83162862	black	29.7	42.1	71.0	-	20.5	25
EWX-PA M50/P48	83162864	black	38.0	54.1	87.0	-	23.0	25

* Narrow corrugation

** CSA authorisation

