

FLZ 510 | FLZ 520 | FLZ 530 THERMOSTATS

The FLZ series of thermostats consists of three versions. They are available with N.C. / N.O.¹ and changeover contacts. In combination with control cabinet heaters, they serve for temperature control inside the control cabinet. In combination with filterfans, they provide for additional savings on energy, materials and time and, hence, for a better environmental balance. All in all, this results in greater reliability of the production process, reduced energy consumption due to need-based use and an improvement in the efficiency of the controlled heaters and filterfans.



PRODUCT		FLZ 510		FLZ 520	FLZ 530	
ARTICLE NO.	-20 ... +40 °C	17103000003	17105000003	17111000003	17121000003	Unit
ARTICLE NO.	0 ... +60 °C	17103000000	17105000000	17111000000	17121000000	
ARTICLE NO.	+20 ... +80 °C	17103000004	17105000004	17111000004	17121000004	

DATA		changeover with spring contact		N.C. with spring contact	N.O. with spring contact	
Type of contact		changeover with spring contact		N.C. with spring contact	N.O. with spring contact	
Switching temperature difference		1 ²	3	< 7		K
Switching point tolerance		±3		±4		
Max. switching power value in brackets: inductive load at cos φ = 0.6	N.C.	100–250 V AC / 10 (2)		240 V AC / 10 (2)		A
	N.O.	100–250 V AC / 5 (2)		120 V AC / 15 (2)		
	DC	max. 30		max. 30		W
Operating temperature		-40 ... +80		-20 ... +80		°C
Suitable for the operation of		fan and heater		heater	fan	
Probe type		bimetal				
Type of mounting		snap fastening for 35 mm profile bars according to EN 60715				
Type of connection		screw terminal for cable cross-section 0.5 to 2.5 mm ²				
Colour		RAL 7035				
Weight		75		50		g

ACCESSORIES	ARTICLE NUMBER
Hygostat	17207000000
Internal enclosure fan	18110000000

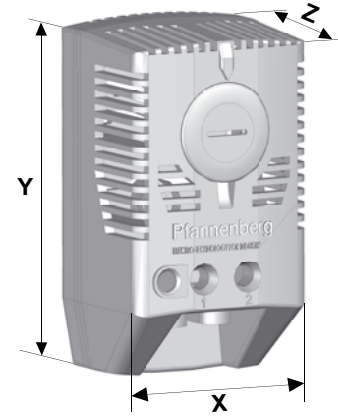
For additional models, options and voltages visit www.pfannenberg.com or contact us directly.

¹ N.C. = normally closed | N.O. = normally open
² for 230 V AC operation only



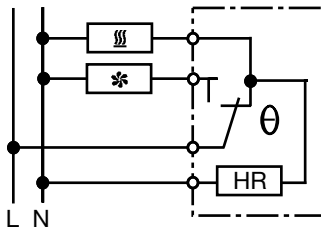
Dimensions

mm	FLZ 510	FLZ 520	FLZ 530
X	37	40	40
Y	59.5	72	72
Z	47.5	36	36

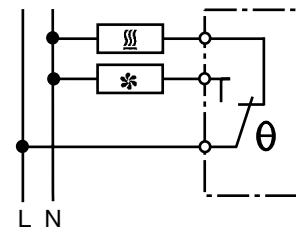


Schematics

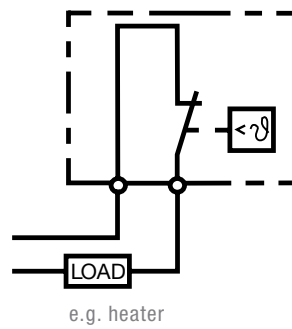
FLZ 510 1K



FLZ 510 3K



FLZ 520 N.C.



FLZ 530 N.O.

