

Polyester wall-mounting enclosure

Selection guide

Summary guide of the references



External dimensions (mm)			ABS/PC wall-mounting enclosures IP 66		Polyester wall-mounting enclosures IP 66				Wall-mounting enclosures with plain door and mounting plate (1)	
H	W	D	Plain door	Transp. door	Plain door	Transp. door	Plain door 3-point closure	Transp. door 3-point closure	Plain	Bakelite
			Page PLM002_2		Page PLM002_3 and PLM003_2		Page PLM003_2			
310	215	160	NSYPLM32	NSYPLM32T	-	-	-	-	NSYPLM32P	NSYPLM32B
308	255	160	-	-	NSYPLM3025	NSYPLM3025T	-	-	NSYPLM3025P	NSYPLM3025B
430	330	200	-	-	NSYPLM43	NSYPLM43T	NSYPLM43V	NSYPLM43TV	NSYPLM43P	NSYPLM43B
530	430	200	-	-	NSYPLM54	NSYPLM54T	NSYPLM54V	NSYPLM54TV	NSYPLM54P	NSYPLM54B
647	436	250	-	-	NSYPLM64	NSYPLM64T	NSYPLM64V	NSYPLM64TV	NSYPLM64P	NSYPLM64B
747	536	300	-	-	NSYPLM75	NSYPLM75T	NSYPLM75V	NSYPLM75TV	NSYPLM75P	NSYPLM75B
847	636	300	-	-	NSYPLM86	NSYPLM86T	NSYPLM86V	NSYPLM86TV	NSYPLM86P	NSYPLM86B
1056	852	350	-	-	NSYPLM108	NSYPLM108T	-	-	-	NSYPLM108B

(1) Not mounted.

Summary guide of the characteristics

References	NSYPLM32	NSYPLM3025	NSYPLM43/54/64/75/86	NSYPLM108
Dimensions (mm)	310 × 215 × 160	308 × 255 × 160	430 × 330 × 200 to 847 × 636 × 300	1056 × 852 × 350
Material	ABS/PC	Polyester	Polyester	Polyester
Degree of protection	IP 66	IP 66	IP 66	IP 66
Impact protection (1)	IK 10	IK 10	IK 10	IK 10
Built-in canopy	Yes	No	Yes	Yes
Lock (2)	1	2	2	1 (4-point closure)
Closing with handle (3)	-	-	1 (3-point closure)	-
Lock outside the sealed area	No	No	Yes	Yes
Door opening	180°	120°	180°	180°
Notches every 25 mm (4)	Yes	No	Yes	Yes
Grid pattern on the back of the door	25 mm	50 mm	25 mm	25 mm

(1) IK 08 glazed door of the polyester enclosures.

(2) With double-bar insert.

(3) Handle with insert for key 1242 E.

(4) Notches in the rear of the enclosure for quick installation of DIN rails.



Specific




Configured

Wall-mounting enclosures with polyester mounting plate, machined or not, see customised offer.

Polyester wall-mounting enclosure

Selection guide

Mounting accessories







External dimensions of the enclosures (mm)			Metallic mounting plates				Insulating mounting plates		Modular distribution chassis	Step slides	Symmetrical DIN rail
H	W	D	Plain	Silkscreened	Microperforated	Telequick	Bakelite	Polyester			
			Page SPA002_2	Page SPA002_3	Page SPA002_4	Page SPA002_5		Page PLM010_3	Page PLM008_2	Page PLM008_2	
310	215	160	NSYMM32	-	-	NSYMR32	NSYMB32	NSYMPP32	-	-	NSYCS200PLM
308	255	160	NSYMM3025	-	-	NSYMR3025	NSYMB3025	NSYMPP3025	NSYDLPLM18	-	-
430	330	200	NSYMM43	NSYMS43	NSYMF43	NSYMR43	NSYMB43	NSYMPP43	NSYDLA24	NSYDPLM200	NSYCS300PLM
530	430	200	NSYMM54	NSYMS54	NSYMF54	NSYMR54	NSYMB54	NSYMPP54	NSYDLA48	NSYDPLM200	NSYCS400PLM
647	436	250	NSYMM64	NSYMS46	NSYMF64	NSYMR64	NSYMB64	NSYMPP64	NSYDLA48P	NSYDPLM250	NSYCS400PLM
747	536	300	NSYMM75	NSYMS75	NSYMF75	NSYMR75	NSYMB75	NSYMPP75	NSYDLA66 and NSYDLA88	NSYDPLM300	NSYCS500PLM
847	636	300	NSYMM86	NSYMS86	NSYMF86	NSYMR86	NSYMB86	NSYMPP86	NSYDLA84 and NSYDLA112	NSYDPLM300	NSYCS600PLM
1056	852	350	NSYMM108	-	NSYMF108	NSYMR108	NSYMB108	NSYMPP108	NSYDLA234	NSYDPLM350	NSYCS800PLM

Main accessories



External dimensions (mm)			Fixing lugs	Post-fixing device	Floor-mounting pillar	Coupling frame	Cable-gland plate	Internal door	Blanking plates
H	W	D	Page PLM005_3	Page PLM005_3	Page PLM005_2	Page PLM005_2	Page PLM005_2	Page PLM006_2	Page PLM005_3
310	215	160	NSYPPFLM32	-	-	-	-	-	NSYCEPLMA
308	255	160	NSYPPFLM	-	-	-	-	NSYPA3025PLM	-
430	330	200	NSYPPFLM	NSYSFP300	-	-	-	NSYPAP43	NSYCEPLMB
530	430	200	NSYPPFLM	NSYSFP400	NSYSFSPLM	-	-	NSYPAP54	NSYCEPLMB
647	436	250	NSYPPFLM	NSYSFP400	NSYSFSPLM	-	-	NSYPAP64	NSYCEPLMC
747	536	300	NSYPPFLM	NSYSFP500	-	NSYBUPLM	NSYTLA4420	NSYPAP75	NSYCEPLMC
847	636	300	NSYPPFLM	NSYSFP600	-	NSYBUPLM	NSYTLA4420	NSYPAP86	NSYCEPLMC
1056	852	350	NSYPPFLM	-	-	NSYBU108PLM	NSYTLA6420	NSYPAP108	-

<p>Document pocket</p>  <p>Page SPA009_3</p>	<p>Water drain plug</p>  <p>Page PLM009_2</p>	<p>Rail-fixing nuts</p>  <p>Page PLM008_2</p>	<p>Ventilation louvre</p>  <p>Page PLM009_2</p>
---	--	---	--